
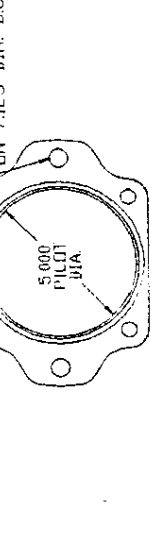
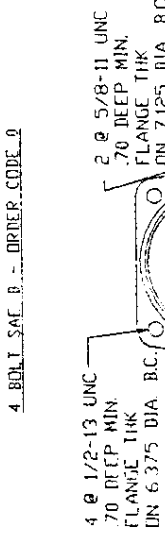
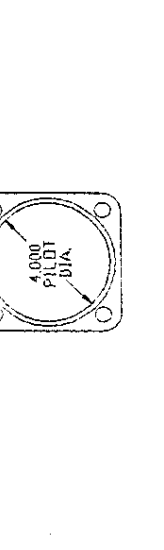
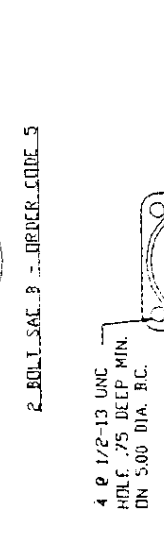
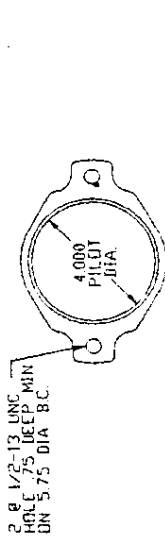
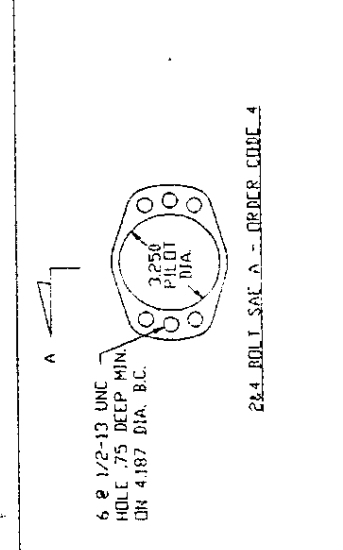
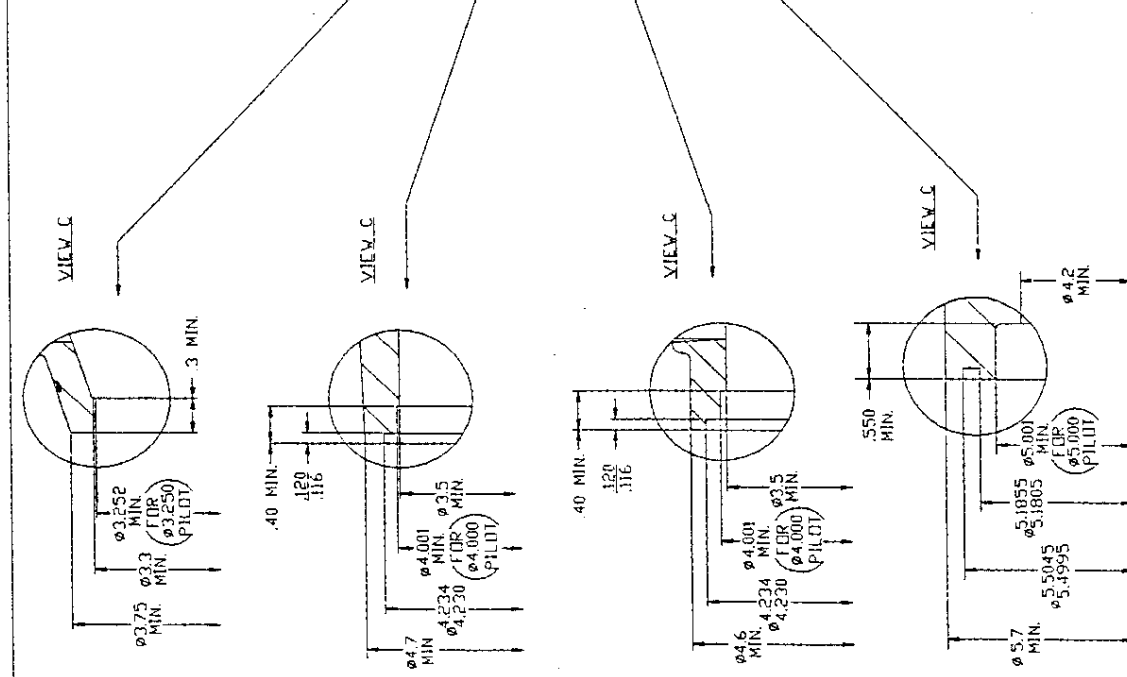


INPUT SHAFT CONFIGURATION	SUNGEAR ORDER CODE			A	B	C
	ORDER CODE	MIN	MAX			
7/8" 13 TOOTH 16/32 DP	16 B	0.7487	1.2487	1.5187	1.7487	1.7487
1" SAE 6B	16 M	0.8176	1.6876	1.8876	2.0387	2.0387
1"-15 TOOTH 16/32 DP	16 C	1.0487	1.8087	1.9776	2.1476	2.1476
1 1/4"-14 TOOTH 12/24 DP	16 I	0.7487	1.7137	1.8826	2.0326	2.0326
1" STRAIGHT KEYED	16 D	0.8176	2.0917	2.3217	2.4306	2.4306
1 1/4" STRAIGHT KEYED	16 H	0.5337	1.8087	2.0387	2.1476	2.1476
7/8" STRAIGHT KEYED	16 Q	0.6026	1.9776	2.0687	2.176	2.176
1 1/8" STRAIGHT KEYED	16 P	0.3087	2.4376	2.4087	2.0187	2.0187
		0.4237	2.1476	2.0867	2.0867	2.0867
		0.4926	2.2156	2.2156	2.2156	2.2156



© COPYRIGHT 1995, HECO, INC.

HECO
INC.

P.O. Box 235
West Sacramento, CA 95691
(916) 372-5411 Telex 377309

MODEL 16 INPUT
INTERFACE DRAWING

DATE: 01/23/96

BY: S. SAUER

SCALE: 15:300

VIEWER: []
 DATE: []
 TIME: []
 DRAWN BY: []
 CHECKED BY: []
 APPROVED BY: []

HECO INC. PROPERTY. ALL RIGHTS RESERVED. NO INFORMATION SHALL BE RELEASED OR HANDLED TO ANY OTHER PARTY WITHOUT THE WRITTEN PERMISSION OF HECO INC.

HECO INC. PROPERTY. ALL RIGHTS RESERVED. NO INFORMATION SHALL BE RELEASED OR HANDLED TO ANY OTHER PARTY WITHOUT THE WRITTEN PERMISSION OF HECO INC.

2 @ 1/2-13 UNC HOLE .75 DEEP MIN. DN 4.187 DIA. B.C.

2 @ 1/2-13 UNC HOLE .75 DEEP MIN. DN 5.75 DIA. B.C.

2 BOLT SAE A - ORDER CODE 4

4 @ 1/2-13 UNC HOLE .75 DEEP MIN. DN 5.00 DIA. B.C.

4 BOLT SAE B - ORDER CODE 5

2 @ 5/8-11 UNC .70 DEEP MIN. FLANGE THK DN 7.125 DIA. B.C.

2 @ 5/8-11 UNC .70 DEEP MIN. FLANGE THK DN 6.375 DIA. B.C.

4 BOLT SAE C - ORDER CODE 6